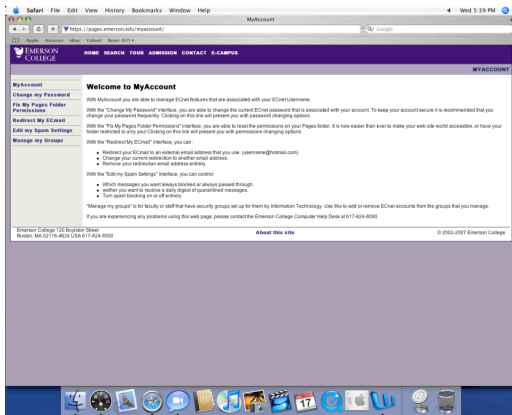
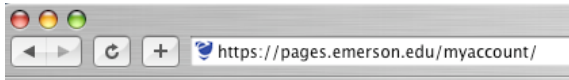
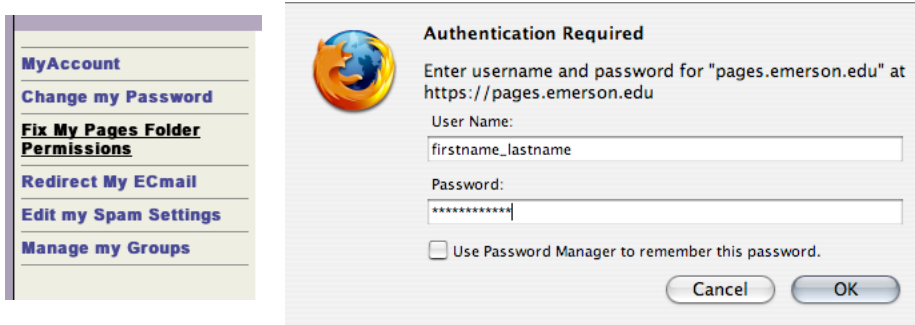


Making your Emerson Pages folder World Readable

1. Open your web browser and go to the following address:



2. Click on "Fix My Pages Folder Permissions", then enter your Emerson User-Name and Password.



3. Click the button that reads: "Make my Pages folder world readable."

Please choose from one of the following options:



NOTE: The above will *not* make your 'Private' folder world readable.



If you are experiencing any problems using this web page, please contact the [Emerson College Computer Help Desk](#) at 617-824-8080.

4. Log out, then put an index.html file into your pages folder to access your website!

Your site can be accessed at the following address:

http://pages.emerson.edu/Students/F/Firstname_Lastname/

(Note: Using this example, "F" would be replaced with the first letter in your first name, and "Firstname_Lastname" would be replaced with you Emerson User Name.)